




**KIRKLAND LAKE**  
T H E   R I G H T   E N V I R O N M E N T

# 2017 Financial Review and 2018 Budget



THE CORPORATION OF THE TOWN OF KIRKLAND LAKE

Postal Bag 1757, 3 Kirkland Street, Kirkland Lake, Ontario, Canada P2N 3P4 T (705) 567-9361 F (705) 567-3535  
[www.discoverkl.ca](http://www.discoverkl.ca)

### Message from Mayor and Council

We are pleased to present this financial summary of the Town's operations for 2017, as well as a summary of the 2018 budget. For taxpayers who are looking for more information, a copy of the 2017 Consolidated Financial Statements is available from the Treasury Division, Corporate Services located at Town Hall.

This year our net operating budget, including the water and waste water budget, is \$20,583,283. Keeping our operating budget along the line of inflation, allows the town to increase expenditures in our capital budget. Our total capital budget for 2018 is \$5,518,998. These capital expenditures are made possible due to the financial contributions of the provincial and federal governments, working capital and the general levy. Some of the projects that we will be undertaking are completion of the O'Meara Blvd reconstruction, repaving of part of Government Road, year four of a four year road work plan, finishing off the new aquatic centre, equipment replacement and upgrades as well as upgrading Municipal buildings to new accessibility standards.

This year Mayor and Council approved a 6% residential tax rate increase due to the need to fund critical capital projects from the tax levy.

We are continuing our aggressive approach towards tax collection, however when a taxpayer does not pay their taxes it has an impact on every other taxpayer in Kirkland Lake. If you are in arrears, contact our tax department and they will help you to develop a plan to assist in the repayment of your taxes.

We would also like to take this opportunity to remind you that you can obtain more information on what Council and the town is doing by referring to our website at [www.kirklandlake.ca](http://www.kirklandlake.ca)

Mayor: Tony Antoniazzi

Councillors: Patrick Kiely

Tom Barker

Jean-Guy Chamaillard

Jim Roman

Norm Mino

Todd Morgan

Every attempt has been made to ensure accuracy of the information in this brochure. In the event of any discrepancies, inquiries should be made to the Treasurer.

**CONSOLIDATED STATEMENT OF FINANCIAL POSITION**  
**AS AT DECEMBER 31, 2017**

**FINANCIAL ASSETS**

	<b>2017</b>	<b>2016</b>
Cash	3,113,872	1,274,253
Temporary Investments		
Taxes Receivable	1,609,197	1,586,098
User Charges Receivable	188,853	77,115
Accounts Receivable	2,779,914	2,399,447
<b>TOTAL FINANCIAL ASSETS</b>	<b>\$7,691,836</b>	<b>\$5,336,913</b>

**FINANCIAL LIABILITIES**

Temporary Loans	10,172,744	
Accounts Payable and Accrued Liabilities	5,541,265	3,255,165
Deferred Revenue	765,942	499,840
Accrued Interest on Net Long-Term Liabilities	164,500	140,590
Landfill Closure and Post-Closure Liability	346,744	240,968
Employee Benefits Payable	4,158,183	3,395,542
Net Long-Term Liabilities	6,582,498	7,495,110
<b>TOTAL FINANCIAL LIABILITIES</b>	<b>\$27,731,876</b>	<b>\$15,027,215</b>

**NET DEBT**

<b>(\$20,040,040)</b>	<b>(\$9,690,302)</b>
-----------------------	----------------------

**NON-FINANCIAL ASSETS**

Tangible Capital Assets	120,221,049	110,649,192
Inventories	155,670	155,240
	<b>\$120,376,719</b>	<b>\$110,804,432</b>

**ACCUMULATED SURPLUS**

<b>\$100,336,679</b>	<b>\$101,114,130</b>
----------------------	----------------------

**CONSOLIDATED STATEMENT OF OPERATIONS**  
**YEAR ENDED DECEMBER 31, 2017**

**REVENUES**

	<b>2017</b>	<b>2016</b>
Municipal Taxation	9,456,864	11,178,202
Taxation From Other Governments	206,072	279,339
User Charges	6,472,191	5,237,287
Government of Canada	1,041,195	883,465
Province of Ontario: Non-Specific	6,226,600	6,239,000
Province of Ontario: Specific	5,111,481	6,950,014
Other Municipalities	134,842	202,331
Other	1,159,775	1,487,655
<b>TOTAL REVENUES</b>	<b>\$29,809,020</b>	<b>\$32,457,293</b>

**EXPENSES**

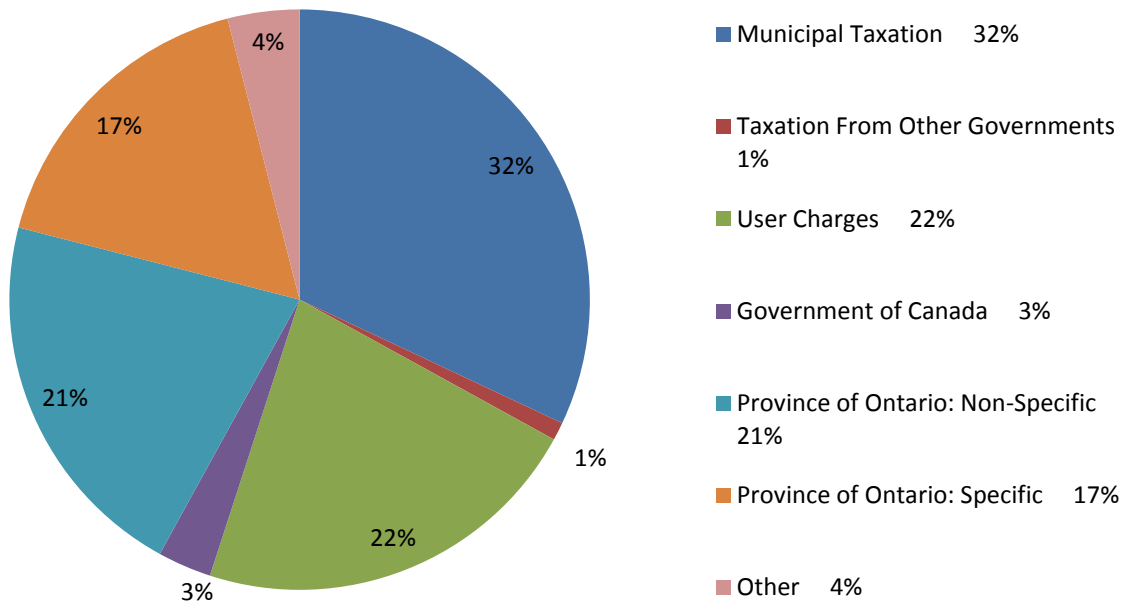
**CURRENT OPERATIONS**

General Government	1,893,242	2,771,721
Protection to Persons and Property	4,667,170	5,070,558
Transportation Services	4,024,066	4,134,154
Environmental Services	6,504,930	6,295,422
Health Services	1,076,886	1,159,218
Social and Family Services	7,631,384	7,455,578
Social Housing	486,717	482,195
Recreation and Cultural Services	3,303,624	3,262,557
Planning and Development	998,453	591,346
<b>TOTAL EXPENSES</b>	<b>\$30,586,472</b>	<b>\$31,222,749</b>

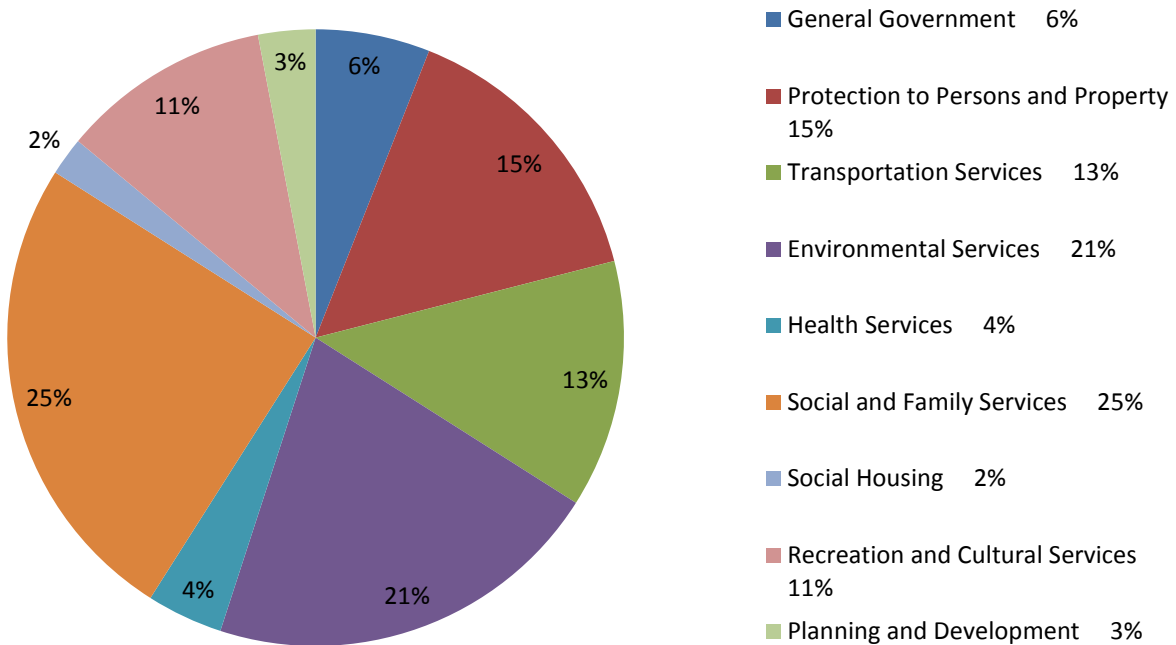
**ANNUAL SURPLUS (DEFICIT)**

	<b>- 777,452</b>	<b>1,234,544</b>
ACCUMULATED SURPLUS, beginning of year	101,114,131	99,879,586
<b>ACCUMULATED SURPLUS, end of year</b>	<b>\$100,336,679</b>	<b>\$101,114,130</b>

## Municipal Revenues 2017



## Municipal Operations 2017



**RESERVES AND RESERVE FUNDS****2017****2016****2015****RESERVES**

Aquatic Fitness Centre	-	227,657	1,928,573
Working Capital	554,543	513,180	610,733
Teck Pioneer			3,721
Landfill			35,521
Kirkland District Health Centre	110,129	110,129	110,129
Infrastructure - Capital	265,469	93,467	99,350
Centennial Committee	29,177	20,000	
Other	92,475	107,318	103,318
	<b>\$1,051,793</b>	<b>\$1,071,751</b>	<b>\$2,891,345</b>

**RESERVE FUNDS**

Aquatic Fitness Centre	50	93,635	84,281
Archer Drive	141,624	139,972	138,809
Employees' Accumulated Sick Leave	89,001	110,431	110,255
Residential Development	6,180	6,107	6,043
Second Ice Surface			619,145
Sewage Treatment Plant	27,612	27,290	27,006
Teck Pioneer Residence			971
Waterworks Capital Projects	214,026	277,962	121,951
Sanitary Sewer			
	<b>\$478,493</b>	<b>\$655,397</b>	<b>\$1,108,461</b>

**TOTAL RESERVE & RESERVE FUNDS****\$1,530,285**      **\$1,727,148**      **\$3,999,806****SURPLUSES (DEFICITS)**

Invested in Tangible Capital Assets	120,221,049	110,649,192	99,615,023
General Revenue Fund	10,014	10,000	10,000

**UNFUNDED**

Employee benefits payable	(4,158,183)	(3,395,542)	(3,402,377)
Landfill closure and post closure liability	(346,744)	(240,968)	(224,716)
Accrued interest on net long-term liabilities	(164,500)	(140,590)	(118,151)
Long Term Debt	(6,582,498)	(7,495,110)	
Temporary Loans	-10,172,744		

**TOTAL SURPLUSES****\$98,806,394**      **\$99,386,982**      **\$95,879,779****ACCUMULATED SURPLUS****\$100,336,679**      **\$101,114,130**      **\$99,879,585**

**2018 TAX RATES AND ASSESSMENT**

<b><u>Property Classes</u></b>	<b><u>Current Value Assessment</u></b>	<b><u>Municipal Tax Rate</u></b>	<b><u>Municipal Total</u></b>	<b><u>Education Tax Rate</u></b>	<b><u>Education Total</u></b>
Residential	315,889,191	0.01921177	6,068,788	0.00170000	537,012
Multi-Residential	15,606,524	0.02691278	420,015	0.00170000	26,531
Commercial Occupied	50,974,878	0.04267239	2,175,220	0.01090000	555,626
Commercial Vacant	1,494,197	0.02987066	44,633	0.00763000	11,401
Industrial Occupied Low Band	10,727,224	0.02714659	291,208	0.00391187	41,964
Industrial Occupied High Band	2,331,000	0.30162875	703,097	0.04346518	101,317
Industrial Vacant	534,200	0.01764528	9,426	0.00254271	1,358
Pipelines	3,244,215	0.03700187	120,042	0.01067417	34,629
Bernhardt/Morrisette - Res	24,936,993	0.00672364	167,667	0.00170000	42,393
Bernhardt/Morrisette - Comm	2,718	0.01493534	42	0.01090000	30
<b>TOTAL</b>	<b><u>\$425,741,140</u></b>		<b><u>\$10,000,138</u></b>		<b><u>\$1,352,261</u></b>

**SCHEDULE OF NET LONG-TERM LIABILITIES**

<b><u>Activities</u></b>	<b><u>Date of Issue</u></b>	<b><u>Term</u></b>	<b><u>Interest Rate</u></b>	<b><u>2017 Payment</u></b>	<b><u>Principal Owed</u></b>
Teck Pioneer Residence	15/02/2008	20 years	4.94%	548,172	4,497,215
Heritage North	23/05/2012	7 years	3.04%	378,281	524,614
Archer Drive Incubator	01/02/2009	9 years	6.00%	0	428,118
Equipment	10/12/2013	10 years	3.37%	51,261	307,165
Vehicles	10/12/2013	5 years	2.44%	37,794	32,087
Cemetery	11/24/2014	n/a	0.00%	4,379	79,689
LED Streetlights	06/29/2015	7 years	2.19%	119,464	511,616
Waste Carts	12/09/2016	5 years	2.02%	52,818	201,994
<b>Total</b>				<b><u>\$1,192,169</u></b>	<b><u>\$6,582,498</u></b>
Interest payable over the next five years plus					1,456,687
<b>Total</b>					<b><u>\$8,039,185</u></b>

**SUMMARY OF OPERATING BUDGETS**

	<b>2018 Budget</b>	<b>2017 Budget</b>
<b><u>DEPARTMENT OF CORPORATE SERVICES</u></b>	<b><u>\$5,466,140</u></b>	<b><u>\$4,759,311</u></b>
Administration	771,201	482,426
Treasury	691,327	459,219
Animal Control	58,464	54,662
Fire	1,505,384	1,443,934
Police	2,233,764	2,288,420
Levy for Capital	206,000	30,650
<b><u>DEPARTMENT OF ECONOMIC DEVELOPMENT &amp; TOURISM</u></b>	<b><u>\$1,347,793</u></b>	<b><u>\$1,430,542</u></b>
Economic Development & Tourism	335,195	438,748
Museum	189,843	175,093
Management Information Systems	180,974	177,137
Heritage North	579,781	595,564
Levy for Capital	62,000	44,000
<b><u>DEPARTMENT OF COMMUNITY SERVICES</u></b>	<b><u>\$1,951,227</u></b>	<b><u>\$1,453,306</u></b>
Parks & Recreation	1,622,417	1,126,741
Child Care	3,220	-
Library	270,283	245,315
Crossing Guards	32,847	32,577
Levy for Capital	28,900	48,673
<b><u>TECK PIONEER RESIDENCE</u></b>	<b><u>\$900,592</u></b>	<b><u>\$943,871</u></b>
TPR	855,836	917,006
Levy for Capital	44,756	26,865
<b><u>DEPARTMENT OF PHYSICAL SERVICES</u></b>	<b><u>\$8,951,410</u></b>	<b><u>\$8,349,498</u></b>
Planning & Engineering	833,343	1,123,642
Roads	2,703,707	2,629,529
Waste Management	1,206,323	820,725
Sanitation	1,538,126	1,441,456
Waterworks	2,186,111	1,964,749
Levy for Capital	483,800	369,397
<b><u>REGIONAL AGENCIES</u></b>	<b><u>\$1,966,121</u></b>	<b><u>\$2,009,840</u></b>
Timiskaming District Social Services Administration Board	1,531,444	1,578,073
Child Care	58,807	59,179
Social Services	356,566	364,531
Ambulance	633,876	667,646
Social Housing	482,195	486,717
Municipal Property Assessment Corporation	112,718	109,808
Timiskaming Health Unit	321,959	321,959
<b>NET EXPENSES</b>	<b><u>\$20,583,283</u></b>	<b><u>\$18,946,368</u></b>
<b><u>REVENUES</u></b>		
Taxation Levies	10,000,138	9,437,842
Ontario Municipal Partnership Fund	6,226,600	6,226,600
Payments in Lieu of Taxes	209,949	247,621
Other	593,159	290,000
Tax Writeoffs	(170,800)	(661,900)
Waterworks & Sanitation	3,724,237	3,406,205
<b>NET REVENUES</b>	<b><u>\$20,583,283</u></b>	<b><u>\$18,946,368</u></b>



CAPITAL	2018 Budget	Levy	Provincial Funding	Federal Funding	Reserves & Reserve Funds	Loans
<b>General Government</b>						
Public Bathroom Renos	20,000	20,000				
Council doors	10,000	10,000				
Changes to Council Chambers	5,000	5,000				
OPP Building Air Conditioning	5,000	5,000				
MS Windows 2016 Datacenter - KDH virtual machine	6,000	6,000				
Replace main active directory/DNS server at KDH	5,000	5,000				
<b>Protection to Persons and Property</b>						
Building assessment	15,000	15,000				
Repairs to aerial	15,000	15,000				
Second sets of bunker gear	20,000	20,000				
Exhaust sytem for hall	30,000	30,000				
Building repairs	30,000	30,000				
Washer and dryer	10,000	10,000				
Rescue Truck	75,000	75,000				
<b>Transportation Services</b>						
Year 4 of 4 - Miller Paving Plan	298,500			298,500		
Archer Drive	374,525		168,536	168,536	37,453	
Govt Rd (Allen to Sylvanite) (ConnLink)	1,121,685	61,300	569,425	372,372	118,588	
King George Court	414,423					414,423
Accessibility Access to Physical Services	30,000	30,000				
Airport Runway Surface Repair (Year 2 of 2)	60,000	60,000				
Replacement of Hydro Poles at Snow Dump	10,000	10,000				
Claycapping at the Landfill	60,000	60,000				
Downtown Handrails	50,000	50,000				
Sidewalks and Accessible Parking (Year 1 of 2)	65,000	65,000				
Truck Replacement (PW x 2)	70,000	70,000				
Truck Replacement (Building)	35,000	35,000				
Truck Replacement (Airport)	35,000	35,000				
Garage Relocation	79,287				79,287	
Landfill Land Acquisition	20,000				20,000	
<b>Environmental Services</b>						
Centrefuge Gearbox	30,000				30,000	
Replacement of 2 Rotork Valves	39,100				39,100	
SCADA System Upgrades	14,950				14,950	
2 x Caustic Soda Pumps	16,470				16,470	
Chlorine Dioxide (Brown Water) Upgrade	250,000				250,000	
Storm Water & Sanitary Sewer Tunnel Study	75,000	37,500			37,500	
<b>Social and Family Services</b>						
TPR Dishwasher	13,736	13,736				
TPR Generator Louvres & Quick Connect	16,000	16,000				
TPR Computer replacement	6,300	6,300				
TPR Bed Replacement	8,720	8,720				
<b>Recreation and Cultural Services</b>						
Fitness Room equipment replacement	10,000	10,000				
Grindings Allen Ave parking lot	12,000	12,000				
2 YD electric Sander/spreader	6,900	6,900				
Heritage North Boiler Repairs	6,000	6,000				
Museum sidewalks, stairs	62,000	62,000				
<b>TOTAL 2018 Capital Projects</b>	<b>3,536,596</b>	<b>901,456</b>	<b>737,961</b>	<b>839,408</b>	<b>643,348</b>	<b>414,423</b>
<b>2017 Unfinished Capital Projects</b>						
Elevator Modernization	147,896			147,896		
O'Meara Reconstruction	557,921		417,441		140,480	
Replacement Raw Water Flow meter	15,000				15,000	
Swastika WPCP Decommissioning	377,237		377,237			
New Pool	884,348					884,348
<b>TOTAL</b>	<b>5,518,998</b>	<b>901,456</b>	<b>1,532,639</b>	<b>987,304</b>	<b>798,828</b>	<b>1,298,771</b>

## Town Kirkland Lake Contacts

Chief Administrative Officer (Interim) and Director of Economic Development & Tourism	Wilfred Hass	705 567 9361 ext 243
Director of Community Services	Bonnie Sackrider	705 567 5215 ext 425
Teck Centennial Library	Cheryl Lafreniere	705 567 9666
Treasurer/CFO	Hosea Mpofu	705 567 9361 ext 224
Teck Pioneer Residence	Nancy Loach-Fougere	705 567 3257 ext 400
Roads Foreman	Steve Ranta	705 567 9365 ext 330
Manager of Planning & Land Development	Ashley Bilodeau	705 567 9365 ext 328
Waterworks Foreman	Don Parcher	705 567 9365 ext 325
Museum of Northern History	Kaitlyn McKay	705 568 8800
Heritage North	Drew Enouy	705 568 4220
Clerk	Jo Ann Ducharme	705 567 9361 ext 238
Cemetery/Landfill	Richard Charbonneau	705 567 9365 ext 329
Fire Chief	Rob Adair	705 567 3400